


Novaflex 200 Softwall Water/Exhaust Hose



Designed for a wide range of water transfer and discharge applications as well as the tough demands of wet exhaust. The softwall (non-wire) construction is designed for straight routings. An excellent choice for bilge, toilet, scupper and water discharge applications that are straight. Meets SAE J2006R1 for marine exhaust hose.

Construction:

Tube: EPDM, Black

Reinforcement: polyester fabric

Cover: EPDM, Black.

Length: 50 ft.

Temperature Range: -40°F to +250°F

Not for steam service

Part No.	I.D.	O.D.	Plies	WP psi	WT LBS/FT
200-01500-00	1 ½	1.94	2	250	0.50
200-01625-00	1 5/8	2.06	2	250	0.54
200-01750-00	1¾	2.19	2	250	0.58
200-01875-00	1 7/8	2.31	2	250	0.63
200-02000-00	2	2.44	2	200	0.67
200-02125-00	2 1/8	2.69	2	200	0.91
200-02250-00	2 1/4	2.81	2	200	0.97
200-02375-00	2 3/8	2.94	2	200	1.02
200-02500-00	2½	3.06	2	150	1.07
200-02625-00	2 5/8	3.19	2	150	1.13
200-21875-00	2 7/8	3.44	2	150	1.23
200-03000-00	3	3.56	2	125	1.29
200-03125-00	3 1/8	3.69	2	125	1.34
200-03500-00	3½	4.06	2	125	1.50
200-04000-00	4	4.56	2	100	1.72
200-04125-00	4 1/8	4.69	2	100	1.77
200-04500-00	4½	5.13	2	100	2.15
200-05000-00	5	5.63	2	100	2.38
200-05500-00	5½	6.13	2	100	2.62
200-06000-00	6	6.63	2	85	2.86
200-06625-00	6 5/8	7.41	2	75	3.95
200-08000-00	8	8.78	2	75	4.76

**Novaflex 250
Smooth-Flex Marine
Hardwall Water Exhaust
Hose**



Designed for a wide range of demanding engine applications from water intake and engine coolant to marine wet exhaust. Its wire helix construction provides excellent flexibility and bend radius. Also an excellent choice for bilge discharge, toilet and holding tank connections, water discharge and scupper lines. Meets SAE J2006R2 for marine exhaust hose.

Construction:

Tube: EPDM, Black

Reinforcement: Polyester fabric with helix

Cover: EPDM, Black.

Length: 50 ft.


Ends: Plain.

Temperature Range: -40°F to +250°F

Not for steam service

Part No.	I.D.	O.D.	WP psi	MBR (in)	WT LBS/ FT
250-00500-00	½	0.78	300	2½	0.24
250-00625-00	5/8	0.91	300	2½	0.27
250-00750-00	¾	1.06	300	2½	0.29
250-00875-00	7/8	1.16	300	3	0.34
250-01000-00	1	1.28	300	3	0.37
250-01125-00	1 1/8	1.41	300	3	0.41
250-01225-00	1 ¼	1.53	300	3	0.48
250-01312-00	1 5/16	1.63	250	3½	0.52
250-01375-00	1 3/8	1.69	250	4	0.54
250-01500-00	1 ½	1.81	250	4	0.59
250-01625-00	1 5/8	1.94	200	5	0.62
250-01750-00	1 ¾	2.06	200	5	0.67
250-01875-00	1 7/8	2.19	200	5	0.70
250-02000-00	2	2.31	200	6	0.80
250-02125-00	2 1/8	2.44	200	6	0.88
250-02225-00	2 ¼	2.56	200	6½	0.90
250-02375-00	2 3/8	2.69	200	7	0.92
250-02500-00	2 ½	2.81	200	8	1.00
250-02625-00	2 5/8	2.94	150	9	1.05
250-02750-00	2 ¾	3.06	150	10	1.10
250-02875-00	2 7/8	3.19	150	11	1.13
250-03000-00	3	3.31	150	13	1.18
250-03125-00	3 1/8	3.44	150	15	1.32
250-03225-00	3¼	3.63	150	15½	1.36
250-03500-00	3½	3.81	125	16	1.44
250-04000-00	4	4.31	100	18	1.59
250-04500-00	4½	4.81	100	24	1.85
250-05000-00	5	5.31	100	32	2.04
250-06000-00	6	6.31	75	36	2.36

Novaflex 260
Heavy Duty EPDM
Premium Commercial
Grade Heavy Duty Softwall Exhaust Hose



This heavy duty four ply construction is designed for the toughest wet exhaust applications.

The construction provides maximum resistance to panting, vibration and wall collapse.

Construction:

Tube: Black EPDM

Reinforcement: Polyester tire cord

Cover: Smooth black EPDM

Lengths: 50 ft.


Ends: Plain.

Temperature Range: -40°F to +250°F

Not for steam service

Part No.	I.D.	O.D.	Plies	WP psi	WT LBS/ FT
260-01000-00	1	1.41	4	250	0.56
260-01125-00	1 1/8	1.54	4	250	0.63
260-01225-00	1 ¼	1.66	4	225	0.69
260-01375-00	1 3/8	1.78	4	220	0.75
260-01500-00	1 ½	1.96	4	200	0.89
260-1625-00	1 5/8	2.08	4	185	0.96
260-01750-00	1 ¾	2.26	4	175	1.11
260-01875-00	1 7/8	2.38	4	160	1.19
260-02000-00	2	2.50	4	150	1.25
260-02125-00	2 1/8	2.63	4	150	1.31
260-02225-00	2 ¼	2.76	4	140	1.38
260-02375-00	2 3/8	2.80	4	250	1.33
260-02500-00	2 ½	3.07	4	250	1.80
260-02625-00	2 5/8	3.13	4	225	1.75
260-02750-00	2 ¾	3.31	4	220	1.98
260-02875-00	2 7/8	3.43	4	220	2.05
260-03000-00	3	3.54	4	210	2.07
260-03125-00	3 1/8	3.66	4	200	2.16
260-03225-00	3 ¼	3.80	4	190	2.29
260-03500-00	3 ½	4.05	4	180	2.44
260-04000-00	4	4.60	4	150	3.11
260-04500-00	4 ½	5.18	4	140	3.85
260-05000-00	5	5.69	4	130	4.31
260-05500-00	5 ½	6.21	4	120	4.81
260-06000-00	6	6.74	4	110	5.48
260-06625-00	6 5/8	7.37	4	100	6.02

**Novaflex 841
Heavy Duty Neoprene
Soft Wall Exhaust Hose**



This heavy duty marine softwall exhaust hose is an industry standard for use in oily applications. (Designed for straight applications). Available on request in a hardwall design. (Novaflex 851)

Construction:

Tube: Neoprene

Reinforcement: Polyester tire cord

Cover: Black Neoprene

Lengths: 50 ft or 100 ft.

Temperature Range: -40°F to +210°F

Not for steam service

Part No.	I.D.	O.D.	Plies	WP psi	WT LBS/ FT
841-00875-00	7/8	1.28	2	250	0.51
841-01000-00	1	1.41	2	250	0.56
841-01125-00	1 1/8	1.54	2	250	0.63
841-01225-00	1 1/4	1.66	2	225	0.69
841-01375-00	1 3/8	1.78	2	220	0.75
841-01500-00	1 1/2	1.96	2	200	0.89
841-01625-00	1 5/8	2.08	2	185	0.96
841-01750-00	1 3/4	2.26	2	175	1.11
841-01875-00	1 7/8	2.38	2	160	1.19
841-02000-00	2	2.50	2	150	1.25
841-02125-00	2 1/8	2.63	2	150	1.31
841-02225-00	2 1/4	2.76	2	140	1.38
841-02375-00	2 3/8	2.80	4	250	1.33
841-02500-00	2 1/2	3.07	4	250	1.80
841-02625-00	2 5/8	3.13	4	225	1.75
841-02750-00	2 3/4	3.31	4	220	1.98
841-02875-00	2 7/8	3.43	4	220	2.05
841-03000-00	3	3.54	4	210	2.07
841-03125-00	3 1/8	3.66	4	200	2.16
841-03225-00	3 1/4	3.80	4	190	2.29
841-03500-00	3 1/2	4.05	4	180	2.44
841-04000-00	4	4.60	4	150	3.11
841-04500-00	4 1/2	5.18	4	140	3.85
841-05000-00	5	5.69	4	130	4.31
841-05500-00	5 1/2	6.21	4	120	4.81
841-06000-00	6	6.74	4	110	5.48
841-06625-00	6 5/8	7.37	4	100	6.02